ENTERPRISE AUTOMATION

WHITEPAPER · NOVEMBER 2026

The Governed Automation Playbook

How enterprise IT leaders can scale AI-assisted workflows on Microsoft Power Platform without losing control of data, ownership or outcomes.

WRITTEN FOR

CIOs · CTOs · IT Directors · Enterprise Architects · Automation and Operations Leaders

EXECUTIVE SUMMARY

The Constraint Is Governance Capacity, Not Automation Capacity

Creating an automation has never been easier. Owning one, safely and measurably, is where most enterprises fall behind.

Power Platform now lets a business user describe a flow in plain language and receive a draft from Copilot [8]. Prebuilt AI models can read an invoice and report how confident they are in each field [9]. These advances shorten the path from idea to working workflow. They do not shorten the path from working workflow to something an auditor, a security reviewer and a process owner would all accept.

The result in many organizations is a widening gap between the number of automations running and the number anyone can fully account for: who owns each one, what data it touches, what it does when it is wrong, and whether it delivered anything. This paper sets out a practical way to close that gap. It is written for technology leaders who need to say yes to business-led automation, with conditions they can defend.

THE PROBLEM	THE SHIFT	THE APPROACH	THE DECISION
Manual handoffs slow core processes, while unmanaged fixes create hidden risk.	AI-assisted authoring and document reading lower the cost of building.	Guardrails, human review lanes and a measured pilot, in that order.	Scale, redesign, extend or stop, on evidence rather than enthusiasm.

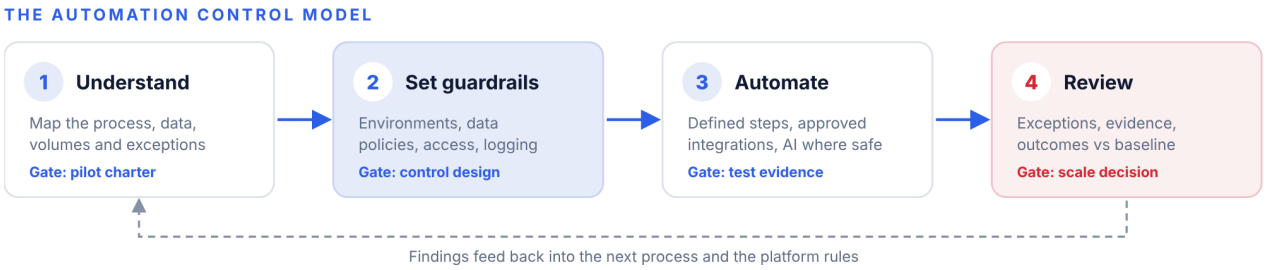

Figure 1. *Four stages, each ending in a gate where someone accountable decides whether to continue.*

CENTRAL ARGUMENT

Enterprises do not fail at AI-assisted automation because the tools are weak. They fail because ownership, guardrails, exception handling and measurement are designed after the first flows are live. Design them first and the organization can approve more automation, faster.

THE BUSINESS REALITY

Your Slowest Process Step Is Probably a Handoff

Work rarely stalls while someone is doing it. It stalls in the gap between one person, inbox or system and the next.

Trace a supplier invoice in a typical finance team. It lands in a shared mailbox as a PDF. A clerk reads it, keys the supplier, number and totals into the ERP, and looks up the purchase order. If the figures disagree, the clerk emails the buyer. The buyer replies, or does not. An approver, possibly travelling, gets a forwarded message. Every person is busy, and a simple transaction still takes days.

CURRENT STATE: INVOICE HANDLING TODAY

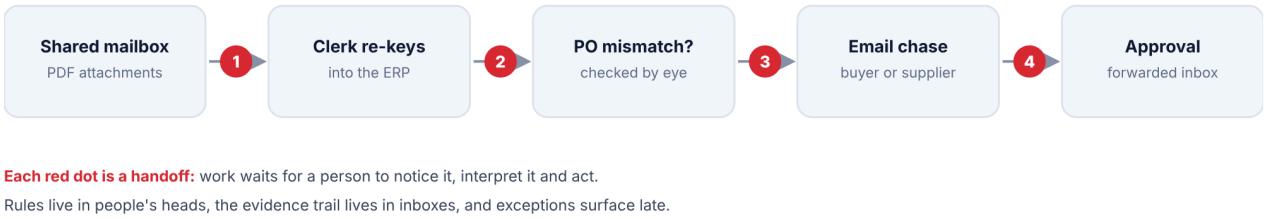

Each red dot is a handoff: work waits for a person to notice it, interpret it and act.
Rules live in people's heads, the evidence trail lives in inboxes, and exceptions surface late.

Figure 2. *Current-state invoice flow. Four handoffs, none of them with a defined owner, deadline or record.*

The same shape appears across the enterprise. IT service desks read free-text requests and decide category and priority by hand. Warehouse teams reconcile stock by comparing spreadsheet exports against the ERP. Procurement teams approve requests through forwarded emails where the approval is genuine but the evidence is a screenshot.

What the handoffs cost beyond time

CONSISTENCY

Decisions vary by person

Priority, coding and approval judgments depend on who is on shift and how experienced they are.

CONTINUITY

Knowledge sits with individuals

A resignation or a long absence becomes an operational incident.

CONTROL

Evidence is scattered

Audit questions are answered by searching mailboxes and chat threads.

THE SECOND PROBLEM

Teams that cannot wait for central IT build their own flows. Some are excellent. Together they create automations that touch business data, run under an individual's identity and have no named owner. Cheaper building makes this more likely, not less.

WHY FAMILIAR APPROACHES STALL

Every Familiar Route Trades Speed Against Control

Each established approach does something well. The strain appears at the edges: exceptions, change and scale.



Figure 3. *Conceptual positioning of approaches, based on common enterprise experience. It is a thinking aid, not measured data.*

Approach	What it does well	Where it strains	Root cause
People, email and spreadsheets	Handles judgment and one-offs with no build effort	Does not scale; no consistent record; person-dependent	Operating model
ERP workflow modules	Strong control inside one system of record	Rarely spans systems or unstructured input; change queues behind IT	Technology scope
Custom integration	Robust, tuned, fully controlled	Long lead times; small processes never clear the cost bar	Cost of change
Early RPA scripts	Reaches legacy systems with no API	Breaks when screens change; sprawl without owners	Both
Ungoverned citizen development	Fast, close to the work, high adoption	Shadow data flows; unknown owners; no lifecycle	Operating model

Read the right-hand column. In most rows the tool is not the limitation. Nobody decided who owns the result, how exceptions are handled or how change is controlled. That matters because replacing the tool does not repair an operating-model gap. Organizations that change platforms without addressing ownership tend to recreate the same problems on a newer one.

> A QUICK TEST
> When an automation fails, is the first question "who owns this?" or "what went wrong?" If it is the first, the weakness is the operating model, and a new tool will not remove it.

WHAT HAS CHANGED

Two Shifts Make Automation Cheaper to Start and Harder to Track

Automation can now read messy input, and non-developers can build it. Both expand what is possible. Both also multiply what must be governed.

CAPABILITY LAYERS BEHIND AI-ASSISTED WORKFLOWS

Authoring	Copilot drafts a flow from a plain-language description; the maker reviews it and verifies connections [8]
Orchestration	Power Automate runs cloud flows through connectors, and desktop flows where only a user interface exists
Intelligence	AI Builder reads documents, e.g. invoices, and returns a 0–1 confidence score per extracted field [9]
Data and links	Dataverse, SharePoint, Microsoft 365, approved ERP and line-of-business connections
Control layer	**Environments, data policies, Managed Environments, sharing limits, pipelines and monitoring. Applies to every layer above [1][4][5]**

Figure 4. *The control layer is not an add-on. It sits underneath everything that is built above it.*

Shift one: unstructured input

Older automation needed tidy input such as a form field or a database row. Much enterprise work arrives as documents and sentences. The prebuilt AI Builder invoice model is optimized for common invoice elements such as invoice ID, date and amount due, and scores its confidence from 0 to 1 for each prediction [9].

That score is the most important design feature of the whole pattern. It lets a workflow finish the clear cases itself and route the uncertain ones to a person. That is very different from an AI that simply decides.

Shift two: authoring by makers

Copilot lets a maker describe a scenario, such as sending an email's subject to a Teams channel, and receive a generated flow that can be refined by conversation [8]. Microsoft's own guidance is to review the generated structure and verify the connections before creating it.

A generated flow is a fast first draft. It does not know your approval limits, data classifications or which connections your policies allow.

WHAT THIS MEANS FOR IT LEADERS

Cheaper creation produces more automations, built by more people, across more systems. Without guardrails, the first measurable effect of AI-assisted authoring may be a larger inventory that nobody is accountable for.

WHERE THE OPPORTUNITY IS

Start With Work That Has Clear Rules and a Visible Exception Path

Four patterns recur across finance, procurement and IT. They are patterns to test, not promises. Feasibility depends on your systems, data access, licensing and exception rates.

Pattern 1: Invoice intake and validation (Finance and procurement)

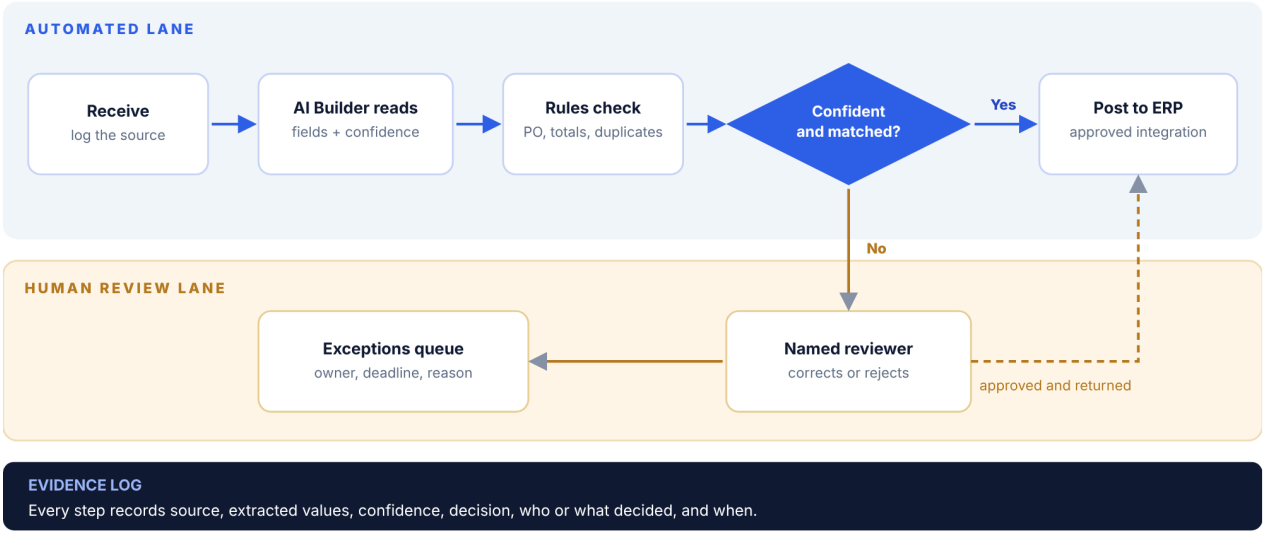

Figure 5. *A governed invoice workflow. The threshold that sends an item to a person is set by the process owner, not the builder.*

Dimension	Assessment
Situation	Invoices arrive by email or upload in varied formats and are keyed into the ERP and checked against purchase orders.
Impact to test	Share completed without manual handling; receipt-to-posting time; rework from keying errors.
Considerations	Approval authority, duplicate detection, supplier format variation, retention of evidence, and who is accountable for a wrongly posted invoice.

Pattern 2: Purchase request approvals (Procurement)

Replace emailed requests with a structured form, routing from a maintained approval matrix, reminders, escalation and a recorded decision. The approval matrix is a business artifact: the flow enforces it but cannot define it, and delegation during absence needs its own design.

WHERE THE OPPORTUNITY IS

Choose the First Process the Way You Would Choose a Vendor

The best first candidate is rarely the most impressive. It is the one you can describe precisely, measure honestly and contain safely.

PATTERN 3 · IT OPERATIONS

Service request triage

Classify free-text requests, extract key details, ask for missing information and route to the right queue. Resolve a short list of pre-approved, low-risk request types automatically. Always escalate anything touching privileged access, executives or production.

Test: time to first routing, reassignment rate, share resolved without a technician.

PATTERN 4 · OPERATIONS

Inventory reconciliation

Compare ERP quantities with warehouse or field updates on a schedule, list discrepancies above a threshold and route material variances to an accountable owner. If master data is poor, automation finds discrepancies faster but does not resolve them.

Test: time from discrepancy to resolution, variances caught in the same cycle.



Figure 6. *Illustrative prioritization map. Typical placements shown; yours will differ with data quality and process maturity.*

Screening question	Strong candidate	Warning sign
Is volume measurable?	Counts and cycle times exist today	Nobody knows how many cases there are
Is the data reachable?	Approved connectors or APIs exist	Only via screen scraping of an unsupported system
Is the exception rate known?	Rough rate and common causes are known	Exceptions are most of the work
Is there a named owner?	A business owner accepts accountability	IT is expected to own the outcome

IMPLEMENTATION CHALLENGES

The Hard Problems Are Mostly Organizational

Technical feasibility is usually settled quickly. What separates a pilot from a durable capability are questions no tool answers on your behalf.

01 · INTEGRATION

Supported or fragile?

Prefer supported APIs and connectors. Where only a user interface exists, treat the automation as higher maintenance and monitor it closely.

02 · DATA QUALITY

Duplicates and missing references

Measure defects during baselining. Fix the upstream cause, not only the downstream symptom.

03 · IDENTITY

Whose credentials run it?

Decide deliberately whether a flow runs as a person or a service identity, and apply least-necessary access.

04 · OWNERSHIP

When the maker leaves

Record a business owner and a technical owner for every production flow, with a retirement trigger.

05 · EXCEPTIONS

Where failures go

Design the failure path first: what is logged, who is told and how work resumes.

06 · ADOPTION

People work around what they distrust

Involve the people who do the work in setting thresholds and exception rules.

07 · OPERATIONS

The ground moves

Connectors, policies and applications change under running flows. Assign operational ownership and schedule reviews.

08 · CONTINUITY

The manual fallback

Document and rehearse a manual fallback for any process the business cannot pause.

09 · SCALE AND COST

The pilot worked, now what?

Validate licensing, volumes and support effort during design, not after the pilot succeeds.

WHERE AUTOMATION PROGRAMS TYPICALLY WOBBLE

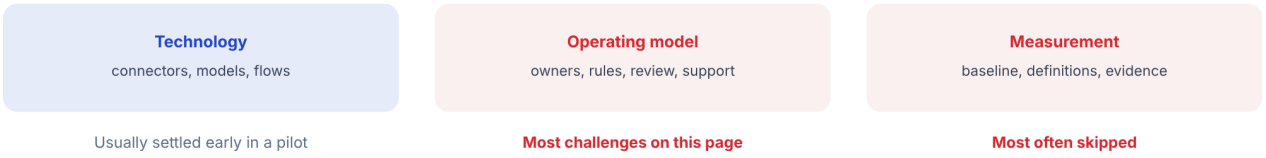

Qualitative view drawn from the challenge list above, not a measured distribution.

DESIGN IMPLICATION

Almost every challenge here is a question about people and decisions. A bounded pilot is valuable precisely because it exposes them while the cost of changing course is still small.

GOVERNANCE, SECURITY AND CONTROL

Guardrails First: Environments and Data Policies

Governance is an operating model supported by platform controls. It is not one switch, and it does not promise risk-free automation. Configure it against your own data classifications and regulatory requirements; this paper is not compliance or legal advice.

Data policies decide which services may be combined

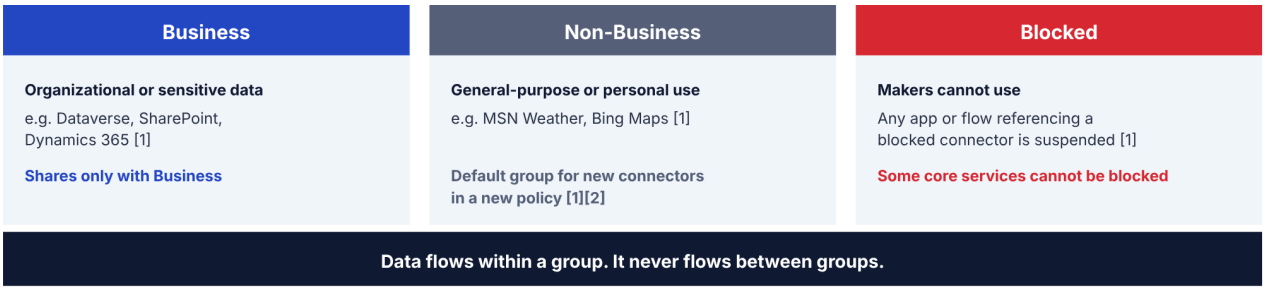

Figure 7. *The three connector groups in a Power Platform data policy.*

- **New connectors land in Non-Business by default.** If your baseline treats that group as general use, new connectors reach makers without approval. Microsoft suggests a recurring review, for example quarterly [2].
- **Policies stack; the most restrictive outcome wins** where tenant and environment policies both apply [2].
- **Some connectors can only be Business or Non-Business.** Dataverse, Approvals, Notifications and core Microsoft 365 services cannot be blocked, so action-level controls are needed for finer restriction [1][3].
- **Desktop flows can be brought under policy** via a tenant setting [3]. Microsoft also describes Advanced Connector Policies, an allowlist model that contrasts with the allow-by-default behavior of classic policies [2].

Environments decide where things are built and how they move

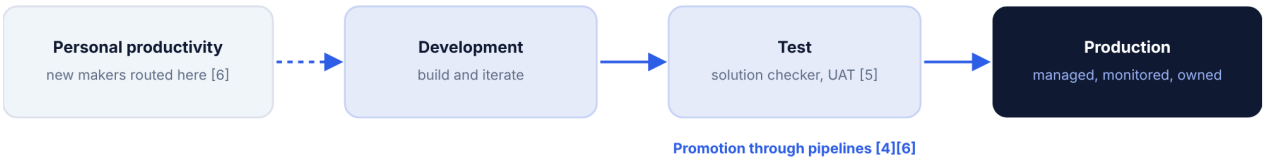

Figure 8. *A common environment pattern. Environment names and counts vary by organization.*

GOVERNANCE, SECURITY AND CONTROL

Governance Also Means Deciding Where a Person Stays in the Loop

Platform controls govern what a flow can connect to. They do not govern whether an AI-assisted decision is right. That is a workflow design question with a named owner.

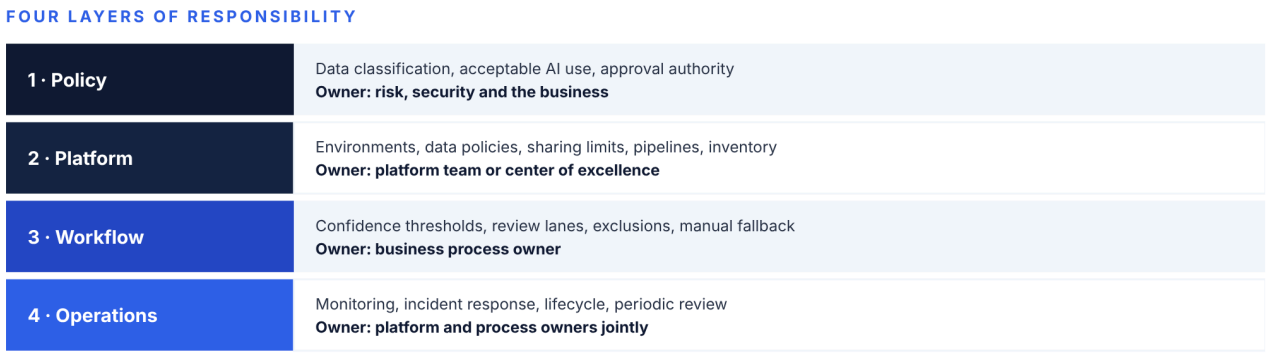

Figure 9. *Each layer has an owner. None replaces the others.*

Five controls for every AI-assisted step

THRESHOLD
Confidence cut-off
Set by the process owner and revisited as data accumulates. There is no universal value; it varies by process and field.

REVIEWER
Named queue and response time
An exceptions lane nobody watches is a silent failure.

OVERRIDE
Correction path
Corrections feed threshold reviews so the lane gets smaller, not bigger.

EXCLUSIONS
Always-human categories
Amounts, request types or counterparties that skip automation regardless of confidence.

EVIDENCE
Retained decision record
What was extracted, what was decided, by whom or what, and when.

RULE OF THUMB
Automate the confident, low-risk majority. Make the uncertain minority fast and visible for a person to handle.

A center of excellence is people and process first

Microsoft's guidance is direct: a CoE needs people, communication and defined processes, and tooling alone cannot supply them [7]. Note too that the CoE Starter Kit is described as no longer actively maintained, with its core capabilities now in the admin center. Microsoft recommends starting with admin center and Managed Environments capabilities, which include sharing limits, usage insights, solution checker enforcement and pipelines [4][7]. Organizations that adopted the kit earlier should confirm what they still depend on.

IMPLEMENTATION FRAMEWORK

A 90-Day Path That Ends in a Decision, Not a Demo

An indicative planning model. Actual timelines depend on process complexity, integration readiness, data access and approval cycles.

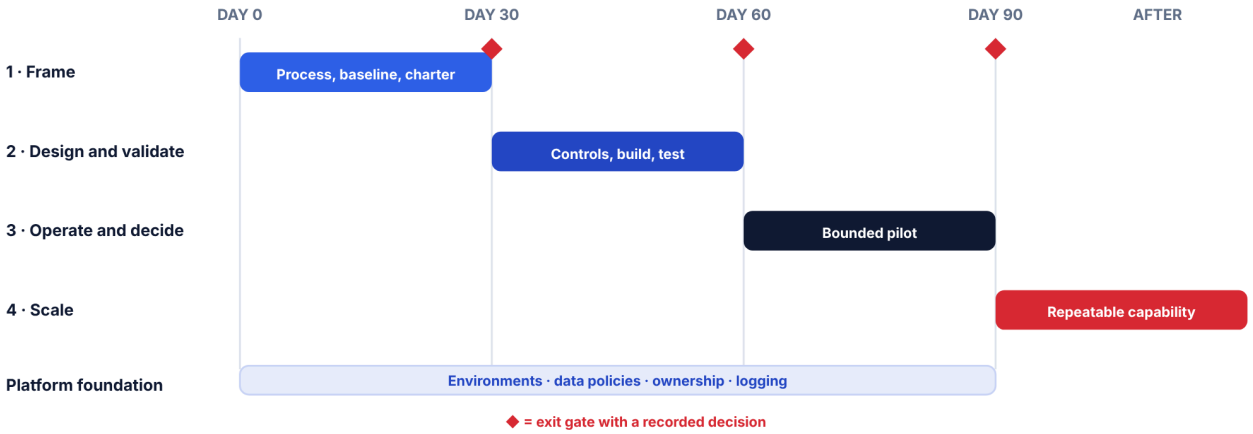

Figure 10. *Phases, gates and the parallel platform track that starts on day one.*

Phase	Key activities	Decisions required	Exit gate deliverable	Risk to address
1 · Frame **Days 1–30**	Map steps, handoffs, exceptions with practitioners. Baseline volume, cycle time, rework, effort. Score candidates (Fig. 6).	Which process? What is out of scope? What would make us stop?	Opportunity brief, baseline data, pilot charter	Choosing for visibility; opinion-based baselines
2 · Design and validate **Days 31–60**	Place automation, AI and human review. Set thresholds. Configure environments, connector policies, logging. Test normal, edge and recovery cases.	Which identity runs each connection? What goes to a person? What is the fallback?	Control design, test evidence, runbook	Quickly built flows reaching production unreviewed
3 · Operate and decide **Days 61–90**	Run live, limited scope with named owners. Track completion, exceptions, rework, review effort. Log issues and changes.	Scale, redesign, extend testing or stop?	Results versus baseline; written decision	Measuring only task time
4 · Scale **After decision**	Publish intake and prioritization. Stand up or extend a CoE [7]. Set lifecycle, support and a recurring connector review [2].	Who owns the platform? How is funding set?	Operating model, backlog, support model	Scaling building capacity without scaling governance

DO NOT WAIT FOR THE PILOT TO FINISH

Environment strategy, data policies and platform ownership are cheaper to establish before dozens of flows exist than after.

MEASURING BUSINESS VALUE

Prove the Value With a Baseline You Trust

The usual weakness in automation business cases is not optimism about the technology. It is that the "before" was never measured, or was measured differently from the "after".

A
Completion without intervention
Share of cases finished with no manual handling or later correction.

B
Exception and rework rate
Cases needing review, correction or recovery, including errors found downstream.

C
End-to-end cycle time
Elapsed time to verified completion, not to "submitted".

D
Review and control effort
Human time in the exception lane and in monitoring. Often missing from business cases.

Why the exception rate matters most: an illustrative model

This is a worked example, not a forecast. Every input is an assumption chosen to show the mechanics: **1,500 invoices a month**; **8 minutes** of handling each today; exceptions taking **10 minutes** each in the new design (longer, because the easy cases are gone); and **12 hours a month** of monitoring and maintenance.

	Today	Scenario 1 30% exceptions	Scenario 2 60% exceptions
Invoices needing human handling	1,500	450	900
Handling hours per month	200.0	75.0	150.0
Monitoring and maintenance hours	0	12.0	12.0
Total hours per month	200.0	87.0	162.0
Reduction versus today	n/a	**113.0 hours (56.5%)**	**38.0 hours (19.0%)**

Identical technology and identical effort produce very different outcomes depending on one variable. Record the exception rate honestly in the baseline and in the pilot. Lower task time alone is not evidence of improvement if exceptions, downstream work or review effort increase.

Set the measurement ground rules before the pilot starts

- Fix metric definitions in the pilot charter and keep them constant.
- Take baselines from system timestamps and sampled cases, not recollection.
- Sample the confident cases too, not only the exceptions, to detect silent errors.
- Track control adherence alongside savings: unowned flows, missing evidence, policy breaches.

STRATEGIC RECOMMENDATIONS

The Next Step Is One Process and One Decision

The tools will keep improving. The organizations that benefit most will be the ones able to absorb each improvement safely.

Seven actions for the next quarter

1	**Name the platform owner.** One accountable team for environments, policies and support.
2	**Set environment and data policy baselines** before the next wave of makers, including whether new connectors default to permitted or restricted [2].
3	**Inventory what already exists:** flows, owners and connections. You cannot govern an unknown estate.
4	**Choose one process with the screening test** on suitability and baseline-ability, not visibility.
5	**Write the human-review design before the build:** thresholds, reviewers, exclusions, fallback.
6	**Agree measures and stop conditions in advance.** Decide what result would change your mind.
7	**Schedule the first connector and policy review** as a recurring operational task, not a project.

EXECUTIVE TAKEAWAY

AI-assisted automation is easier to start than it has ever been. That is exactly why the quality of the surrounding decisions now determines the outcome: who owns each automation, what it may touch, where people stay involved, and what evidence tells you to expand or stop. Organizations that settle those questions on one real process build something more valuable than an automation. They build the confidence to say yes to the next one.

START WITH A REAL WORKFLOW

LTS works with enterprise teams on Power Platform governance, finance and procurement workflows, IT operations automation and Copilot-assisted processes. Bring one process you are already evaluating: clarify the baseline, surface control requirements and define what a useful pilot should prove. Request an architecture review at leotechnosoft.net.

SOURCES AND NOTES

[1] Microsoft Learn, Create and apply data policies, learn.microsoft.com/en-us/training/modules/govern-data-policies/2-create-apply-data-policies · [2] Design a data policy strategy, …/govern-data-policies/5-design-data-policy-strategy · [3] Restrict connectors and actions, …/govern-data-policies/3-restrict-connectors-actions · [4] Managed Environments overview, learn.microsoft.com/power-platform/admin/managed-environment-overview · [5] Environment groups, learn.microsoft.com/en-in/power-platform/admin/environment-groups · [6] Activating Managed Environments (white paper), learn.microsoft.com/en-gb/power-platform/guidance/white-papers/managed-environment-activation · [7] Center of Excellence overview, learn.microsoft.com/power-platform/guidance/coe/overview · [8] Create and modify cloud flows by using Copilot in Power Automate, learn.microsoft.com/training/modules/build-microsoft-power-automate-flow/3-create-modify-cloud-flows-use-copilot-power-automate · [9] Invoice processing prebuilt AI model, learn.microsoft.com/en-gb/ai-builder/prebuilt-invoice-processing.

Documentation reviewed 18 November 2026. Features, names and licensing change often; confirm current behavior before implementation. Figures 3, 6 and 8 and the worked example are illustrative, not measured data.